

Waikato Region 2018 Quality of Life Survey

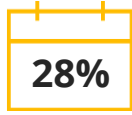
KEY HIGHLIGHTS



QUALITY OF LIFE



87%
RATE THEIR OVERALL QUALITY OF LIFE POSITIVELY



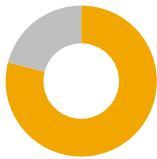
28%
SAY THEIR QUALITY OF LIFE HAS INCREASED COMPARED WITH 12 MONTHS AGO

TOP 3 REASONS FOR QUALITY OF LIFE

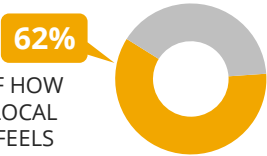
- | POSITIVE | NEGATIVE |
|-------------------------------|------------------------------------|
| 1 Health and wellbeing | 1 Poor health and wellbeing |
| 2 Financial situation | 2 Poor financial situation |
| 3 Relationship | 3 Other |



BUILT AND NATURAL ENVIRONMENT

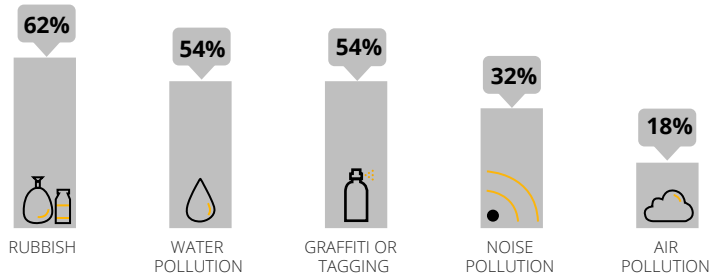


81%
THINK THEIR CITY OR LOCAL AREA IS A GREAT PLACE TO LIVE



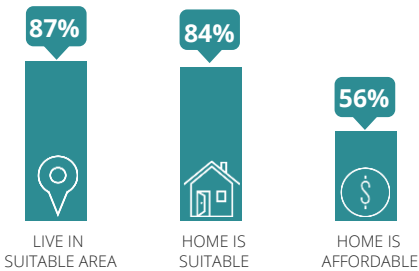
62%
ARE PROUD OF HOW THEIR CITY OR LOCAL AREA LOOKS AND FEELS

PERCEPTIONS OF ISSUES IN CITY / LOCAL AREA: % VIEW AS A PROBLEM IN LAST 12 MONTHS

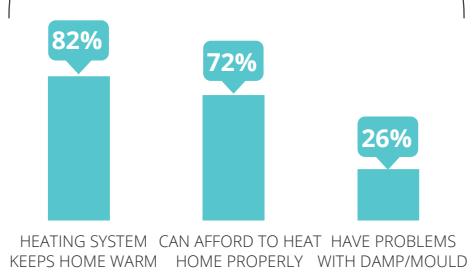


HOUSING

PERCEPTIONS OF HOUSING: % STRONGLY AGREE OR AGREE



HOUSING IN WINTER CONDITIONS:



TOP 3 REASONS HOME IS UNSUITABLE:

- The home is too small
- Home is in poor condition / needs maintenance
- Home is too cold / damp


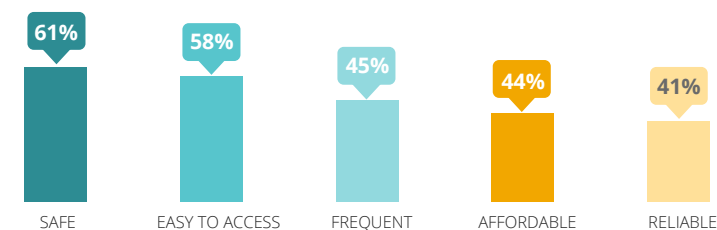


TRANSPORT

6%
USE PUBLIC TRANSPORT WEEKLY (OR MORE OFTEN)



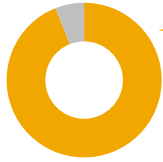
PERCEPTIONS OF PUBLIC TRANSPORT IN LOCAL AREA: % STRONGLY AGREE OR AGREE



The 2018 Quality of Life survey measures people's perceptions over several domains related to quality of life. A random selection of residents were invited to participate either online or via a hardcopy questionnaire. The Waikato survey was completed by 1416 people aged 18 years and over between 10 April – 3 June 2018.



HEALTH AND WELLBEING



85%

HAVE SOMEONE TO HELP IF THEY WERE FACED WITH A SERIOUS ILLNESS OR INJURY, OR NEEDED EMOTIONAL SUPPORT



18%

ALWAYS/MOST OF THE TIME EXPERIENCE STRESS WITH A NEGATIVE EFFECT



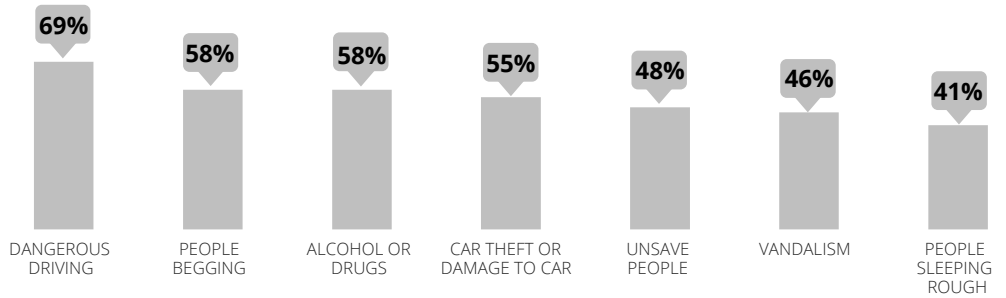
CRIME AND SAFETY

64%

FEEL SAFE IN THEIR NEIGHBOURHOOD AFTER DARK



PERCEPTIONS OF ISSUES IN CITY / LOCAL AREA: % VIEW AS A PROBLEM IN LAST 12 MONTHS



COMMUNITY, CULTURE AND SOCIAL NETWORKS



74%

BELIEVE A SENSE OF COMMUNITY IN THEIR NEIGHBOURHOOD IS IMPORTANT

62%

FEEL A SENSE OF COMMUNITY IN THEIR NEIGHBOURHOOD



94%

HAD POSITIVE INTERACTIONS WITH NEIGHBOURS



68%

NEVER OR RARELY FEEL ISOLATED

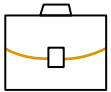


41%

SAY CULTURAL DIVERSITY MAKES THEIR CITY A BETTER PLACE TO LIVE



ECONOMIC WELLBEING



68%

EMPLOYED (FULL OR PART TIME)



60%

SATISFIED WITH WORK/LIFE BALANCE



46%

HAVE MORE THAN ENOUGH OR ENOUGH INCOME TO COVER COSTS OF EVERYDAY NEEDS

ADDITIONAL \$36% HAVE 'JUST ENOUGH'



COUNCIL PROCESSES



31%

ARE CONFIDENT IN THEIR LOCAL COUNCIL'S DECISION-MAKING

36%

BELIEVE THE PUBLIC HAS AN INFLUENCE ON COUNCIL DECISION-MAKING

